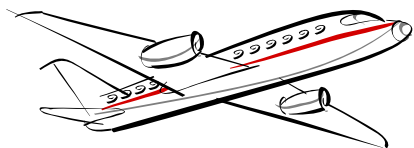


AT THE AIRPORT TERMINAL



- Use concealed bag tags
- Spend as little time in airports as possible
- Once through security check, proceed to a lounge or other open area away from baggage lockers
- If possible, sit with your back against the wall
- On the plane, get a window seat in the middle of the plane

OVERSEAS TRAVEL



- Ensure your Level I AT training is current
<https://atlevel1.dtic.mil/at/>
- Ensure you receive AOR/location specific threat briefing
- Know the location of the US Embassy and other safe locations like local Police stations

CONTACT NUMBERS

Security Forces Control Center
0434 30 7200
DSN 632-7200

Base Fire Department
911

Host Nation Emergency Medical Service
118

Host Nation Police/Carabinieri
112

EAGLE EYES/SUSPICIOUS ACTIVITY
SFS 0434 30 7200, DSN 632-7200
AFOSI 0434-30-7462, DSN 632-7462

HELPFUL WEB LINKS

Prepare, Plan, Stay Informed

<http://www.ready.gov/>

DHS Prevention & Protection

<http://www.dhs.gov/xcitizens/>

HQ USEUCOM (CAC Card)

<http://portal.eucom.mil/>

*Remember nothing should be considered trivial.
Sometimes trivia is prelude to tragedy!*



*Assuring
Team "Your Base's"
Readiness!*

FAMILY PROTECTION GUIDE


31 FW Antiterrorism Office
DSN (314) 632-8188/4236
Comm +39-0434-30-8188/4236

Antiterrorism/Force Protection

EVERY DAY PRECAUTIONS

- Vary eating establishments
- Alternate shopping locations
- Do not establish patterns
- Avoid crowded areas
- Know emergency numbers for police, ambulance and hospitals in your area
- Always carry change for public phones

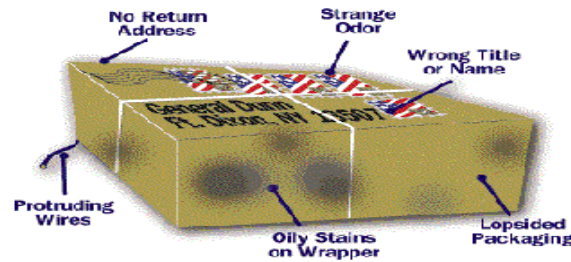
TRAVEL TO AND FROM WORK




- Keep gas tank at least half full at all times
- Lock vehicle when unattended
- Look for signs of tampering on, under and around vehicle
- When possible, alternate your parking
- If possible, alter travel routes and avoid choke points
- Plan an “escape” route while driving
- Always leave room between you and the vehicle in front of you to safely maneuver your vehicle out
- **DO NOT** pick up hitch-hikers
- Always lock your doors

MAIL PRECAUTIONS

- Be suspicious of objects found around the house, office and vehicles



- Check packages for:
 - Unusual odors
 - Excessive wrapping
 - Bulges, bumps and odd shapes
 - No return or unfamiliar/unknown return address
 - Incorrect spelling or poor typing
 - Items sent “Registered” or marked “Personal”
 - Protruding wires or strings
 - Unusually light or heavy packages
 - Oily stains on package



- If suspect letter/package is found:
 - Clear the area immediately
 - Notify the authorities
 - Isolate suspect letters and packages
 - **DO NOT** immerse in water, it may explode!

HOTEL PRECAUTIONS



- **DO NOT** give room number to strangers
- If possible, choose a room that opens to the hotel interior, near a fire exit, and not on the ground level
- Check locks on doors and windows to ensure they work properly
- Ensure the phone works, and you know how to place emergency calls
- Sleep away from street-side windows
- Leave lights on when room is vacant
- Answer phone “Hello”, not by name
- Keep curtains closed while in the room
- Occasionally enter/exit through alternate entrances
- Keep room key in possession at **ALL** times
- Have a “Plan of Action” if confronted!

HOME SECURITY

- Routinely check operability of exterior lighting
- Post emergency phone numbers, and ensure children know how to use them
- Be alert to neighborhood activities